

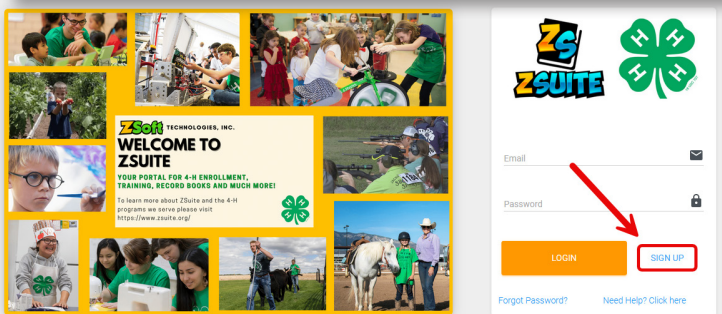


Enrolling in NJ 4-H with Zsuite

These directions will walk you through the steps for enrolling in New Jersey 4-H.

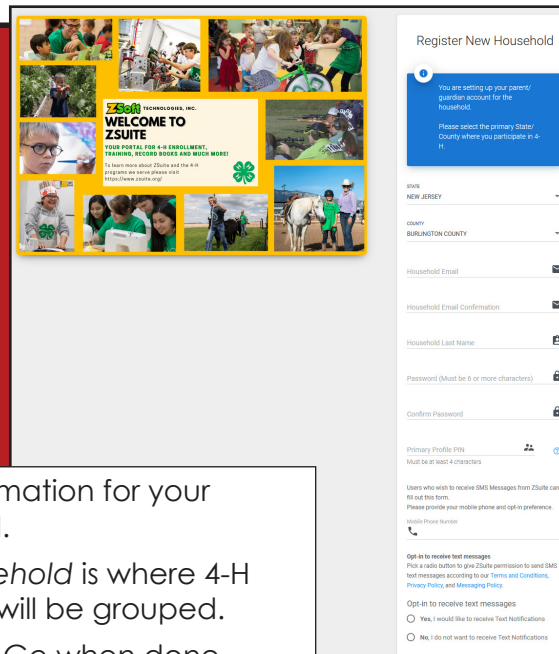
To get started, go to <https://4h.zsuite.org> and select *Sign Up*.

SETTING UP YOUR HOUSEHOLD

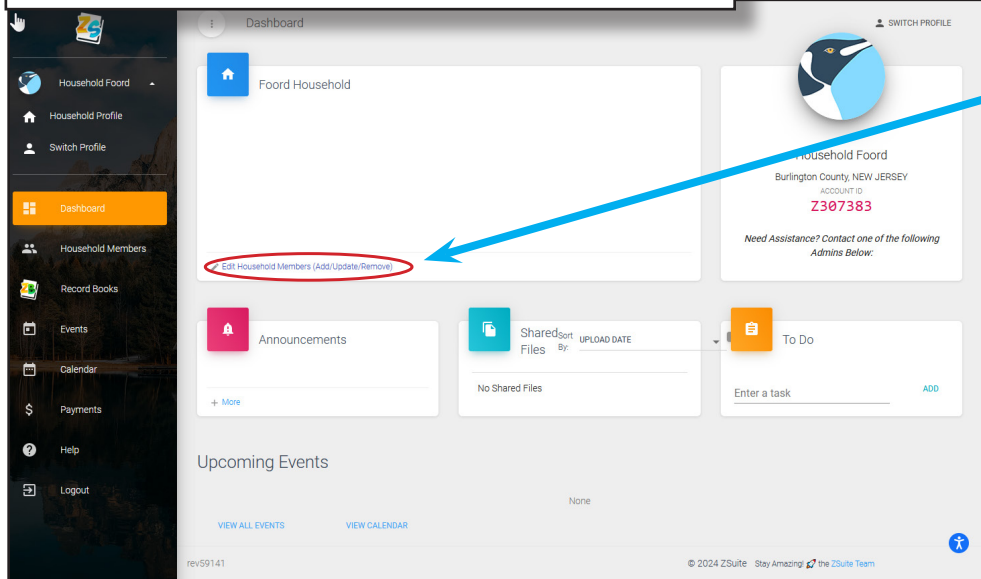


Enter information for your household.

Your household is where 4-H members will be grouped. Click *Let's Go* when done.



WELCOME TO THE DASHBOARD



Your browser will open to your Zing Suite dashboard.

Click *Edit Household* to begin a 4-H enrollment.

Announcements—your county, or the State 4-H Office, will post 4-H announcements about upcoming 4-H events or activities here.

Stay tuned!

Shared Files—documents that may be useful to 4-H members in your household.

To Do—this section allows you, or the 4-H Office to list 4-H related tasks that need to be completed. This may include reminders to register for events or submit a record book.

Enrolling a 4-H Youth Member

New Jersey Household

CHOOSE PICTURE

First Name _____ Last Name _____

Club Member
Volunteer
Parent

Choose Role for 4-H Member

When you add a 4-H member record to your household, you'll choose a role:

- Club Member,
- Volunteer,
- Parent (not enrolled).

Next, you'll complete three sections:

1. Personal Information
2. Waivers
3. Clubs (and projects)

PERSONAL INFORMATION

- Contact Information for the member
- Demographic Information: geographic, ethnicity, race, and gender
- Emergency Contact Information (1, required and 2, optional)
- Parent/Guardian (1, required and 2, optional)
- School Information
- Military Service
- Member's t-shirt size

Enrollment in 4-H for Caleb Rick
2023 - 2024

BACK TO DASHBOARD

1 PERSONAL INFO 2 WAIVERS 3 CLUBS

Account Profile Information
Edit in "Household Members" tab under Primary Profile

Name	Birth date	4-H Age
Caleb Rick	10/23/2015	7

Contact Information

Save and Come Back!

You can save your enrollment at any time and come back later to complete it.

Scroll to the bottom of the screen and select **Save**

PLEASE SELECT MEMBER'S T-SHIRT SIZE

BACK TO DASHBOARD SAVE FOR LATER NEXT

You can save your progress at any time and return later to finish.

WAIVERS

Information and agreements required for participation in 4-H

- Health Form
- 4-H Media Release
- 4-H Code of Conduct
- Parent Permission for Youth Participation in Event
- Medical Emergency Authorization and Health Information
- Parental Consent for Virtual Programming
- Photo Submission Release

The first three waivers listed relate to general enrollment. The remaining five relate to events or trips the 4-H member may participate in during the year. If you register for events through Zsuite, you will be able to update this information for each event.

CLUBS AND PROJECTS

PERSONAL INFO WAIVERS **CLUBS**

Click the Add Club button to add one or more Clubs
Click on a club to view projects

+ ADD CLUB

Artful Aardvaarks
County: Example County Primary **MEMBER**

Club Description:
A fictional 4-H club for the purpose of enrollment demonstrations.

Projects:
Arts & Crafts

+ ADD PROJECT

Choose a Club **Select the club**

COUNTY
EXAMPLE COUNTY

Example Club
Rambunctious Rabbits 4-H Club

CANCEL **ADD**

Projects:

Select the county where the club is based and then select the club.
When done, click Add.

In this final section, you'll add the clubs and projects the 4-H member will participate in.

Click on *Add Club*.

Rambunctious Rabbits 4-H Club MARK PRIMARY **MEMBER**

County: Example County

Club Description:
A fictional rabbit club created to demonstrate enrollment.

Projects:
+ ADD PROJECT

Select project(s) associated with the club.

PREVIOUS BACK TO DASHBOARD SAVE FOR LATER **SUBMIT**

Next, you'll add projects for your club. Add all those the 4-H member will be participating in. (If you have questions on which projects to choose, check with your club leader or your county 4-H Office.)

After you've added all your clubs and projects, click *Submit*.

Dashboard

New Jersey Household

This is your dashboard. You can view/add to your household members below, view announcements, shared files and more. Click the ? button to learn more about the dashboard

+ HOUSEHOLD MEMBER Show Archived Members

Theodore Cleaver **CLUB MEMBER (PENDING APPROVAL)** **UPDATE ENROLLMENT**

Back at the Dashboard you can see the status of your enrollment and add family members to your household profile.

If you need to make changes to your submission, click *Update Enrollment*.

County 4-H staff will review your enrollment and contact you with any questions. You'll receive an email when you're enrolled.

Thank you for joining New Jersey 4-H!

Success!

You have successfully submitted your enrollment.

OK

Animals/Rabbits/Cavies/Small Animals

You'll get a screen confirming your entry, click OK.